

Romanian Open Access ISI publications 2020

Victor VELTER, PhD

Head of Science Policy and Scientometrics Office,
Executive Agency for Higher Education, Research,
Development and Innovation Funding (UEFISCDI)



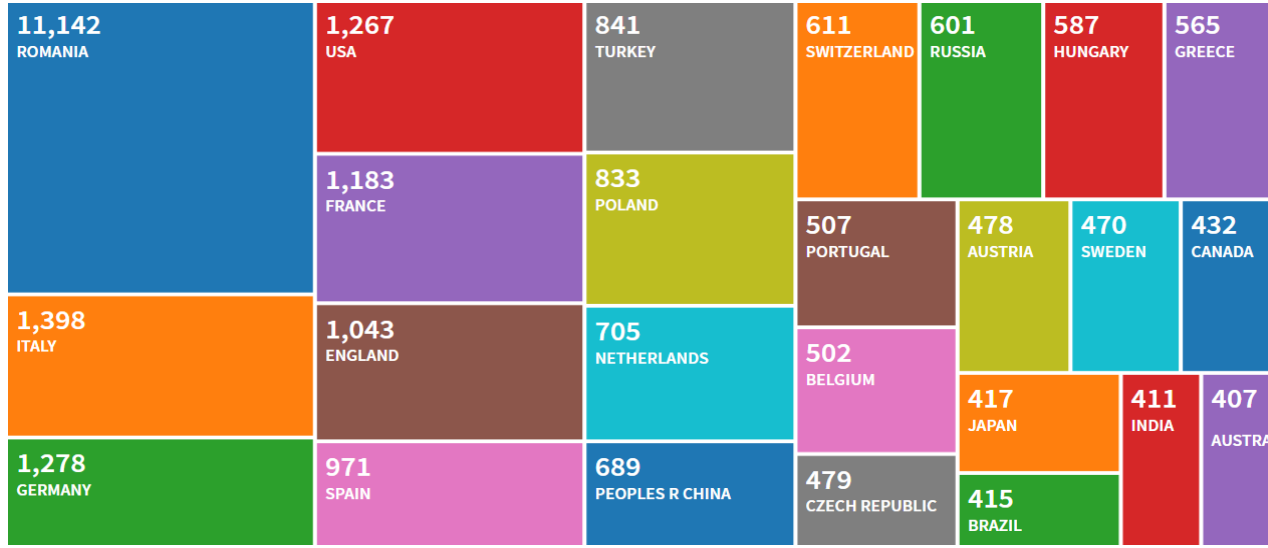
**OPEN SCIENCE
HUB ROMANIA**
by UEFISCDI

26.02.2021

Situatia lucrarilor Open Acces publicate in reviste indexate ISI (platforma Web of Science)

Indexari ISI	Global			Romania			
	Total	OA	Pondere OA	Total	OA	Pondere OA	Obs
Web of Science Core Collection, din care:	2,753,077	995,404	36.16%	11,142	6,057	54.36%	(+)50.33%
Science Citation Index Expanded	2,447,631	928,379	37.93%	10,348	5,793	55.98%	(+)47.59%
Social Sciences Citation Index	459,252	169,960	37.01%	1,604	956	59.60%	(+)61.04%
Arts & Humanities Citation Index	159,060	19,793	12.44%	216	33	15.28%	(+)22.83%

Partenerii externi si performanta lucrarilor publicate de autori din Romania in reviste indexate ISI in 2020 (platforma Web of Science)



Romania

Highly Cited in Field (127)	1.14%
Hot Papers in Field (20)	0.18%

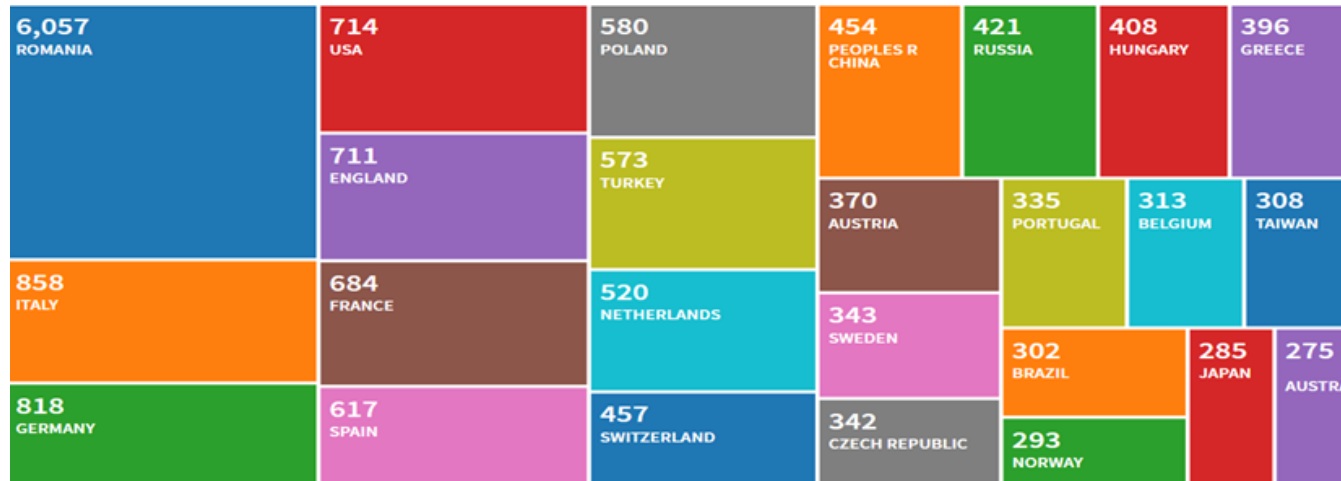
Highly Cited Papers received enough citations as of September/October 2020 to place them in the top 1% of their academic fields based on a highly cited threshold for the field and publication year.

Global:

Highly Cited in Field (17,296)	0.63%
Hot Papers in Field (1,759)	0.06%



Hot Papers were published in the past two years and received enough citations in September/October 2020 to place them in the top 0.1% of papers in its academic fields.

Partenerii externi si performanta lucrarilor OA publicate de autori din Romania in reviste indexate ISI in 2020 (platforma Web of Science)







Romania

 Highly Cited in Field (74)	1.22%
 Hot Papers in Field (14)	0.23%

 **Highly Cited Papers** received enough citations as of September/October 2020 to place them in the top 1% of their academic fields based on a highly cited threshold for the field and publication year. 

Global

 Highly Cited in Field (8,311)	0.83%
 Hot Papers in Field (1,046)	0.11%

 **Hot Papers** were published in the past two years and received enough citations in September/October 2020 to place them in the top 0.1% of papers in its academic fields. 

Situatia lucrarilor OA publicate de partenerii externi ai Romaniei in reviste indexate ISI in 2020 (platforma Web of Science)

Tara	Total ISI 2020	Open Acces	Pondere OA
HUNGARY	10,901	6,859	62.92%
NORWAY	23,246	14,552	62.60%
NETHERLANDS	65,030	40,415	62.15%
SWEDEN	43,076	26,486	61.49%
POLAND	44,161	26,359	59.69%
AUSTRIA	27,141	15,282	56.31%
Romania	11,142	6,057	54.36%
SWITZERLAND	50,005	26,740	53.47%
ENGLAND	187,079	95,568	51.08%
GERMANY	166,939	83,057	49.75%
SPAIN	100,228	46,368	46.26%
BELGIUM	35,954	16,497	45.88%
ITALY	124,254	56,046	45.11%
CZECH REPUBLIC	19,756	8,800	44.54%
PORTUGAL	25,868	11,359	43.91%
TAIWAN	36,724	15,976	43.50%
GREECE	18,307	7,555	41.27%
JAPAN	113,203	45,476	40.17%
FRANCE	107,802	42,644	39.56%
BRAZIL	74,766	27,938	37.37%
AUSTRALIA	109,164	38,289	35.07%
PEOPLES R CHINA	604,081	207,055	34.28%
USA	703,446	230,643	32.79%
TURKEY	48,802	14,000	28.69%
RUSSIA	51,518	13,921	27.02%

Structura costurilor cu publicarea lucrărilor OA ai autorilor din România în reviste indexate ISI în 2020 (platforma Web of Science)

Tip cost OA*	Reviste	Pondere	Articole	Pondere
Article processing charge (APC)	1055	81.72%	5184	85.59%
Fara APC	176	13.63%	551	9.10%
Neprecizat	60	4.65%	322	5.32%
Total	1291		6057	

Situatia incadrarilor lucrarilor OA ai autorilor din Romania in reviste indexate ISI in 2020 (platforma Web of Science)

Tip incadrare	Reviste	Pondere	Articole	Pondere
Indexate ISI (SCIE, SSCI), din care				
	1278	98.99%	6037	99.67%
<i>Zona Rosie (Q1)</i>	549	42.53%	2353	38.85%
<i>Zona Galbena (Q2)</i>	369	28.58%	2073	34.22%
<i>Zona Gri (Q3 sau Q4)</i>	334	25.87%	1528	25.23%
<i>Neclasificate</i>	26	2.01%	83	1.37%
Indexate ISI (doar AHCI)	13	1.01%	20	0.33%
Total	1291		6057	

Situatia costurilor corespunzatoare incadrarilor lucrarilor OA ai autorilor din Romania in reviste indexate ISI in 2020 (platforma Web of Science)

Tip incadrare	Reviste cu APC	Pondere	Articole cu APC	Pondere	Total costuri APC	Cost APC mediu
Indexate ISI (SCIE, SSCI), din care	1050	99.53%	5173	99.79%	2,266,159.05	438.0744
<i>Zona Rosie (Q1)</i>	483	45.78%	2107	40.64%	1,230,983.55	584.2352
<i>Zona Galbena (Q2)</i>	312	29.57%	1914	36.92%	643,034.57	335.9637
<i>Zona Gri (Q3 sau Q4)</i>	235	22.27%	1117	21.55%	358,076.18	320.5695
<i>Neclasificate</i>	20	1.90%	35	0.68%	34,064.75	973.2786
Indexate ISI (doar AHCI)	5	0.47%	11	0.21%	8,176.93	743.3573
Total	1055		5184		2,274,335.98	438.7222

Studiu de caz: Premiera rezultatelor cercetarii, articole 2020 (ponderi Open Access)

Criteriau	Reviste	Pondere	Articole	Pondere
Premiere 2020, din care	1322		4175	
OA 2020, din care	429	32.45%	1958	46.90%
OA 2020 (APC)	237	55.24%	1238	63.23%

Studiu de caz: Premiera rezultatelor cercetarii, articole 2020 (costuri Open Access)

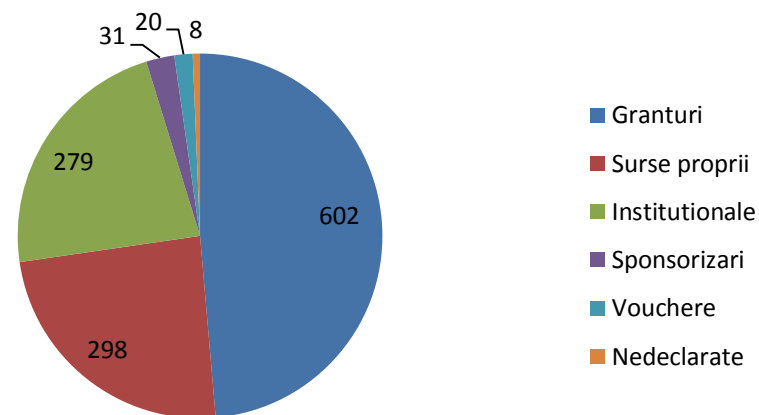
Tip premiere	Reviste	Articole	Premii (euro)	Costuri (euro)	Pondere premii din costuri	Cost OA mediu (euro)
Science Citation Index Expanded si Social Sciences Citation Index, din care	229	1227	1,000,412	1,953,700	51.2%	1592.26
zona rosie (Q1)	137	602	743,210	1,004,898	74.0%	1669.27
zona galbena (Q2)	92	625	257,202	948,802	27.1%	1518.08
Arts & Humanities Citation Index	2	2	823	3,192	25.8%	1596.00
Nature sau Science	1	1	8,230	4,466	184.3%	4466.00
Top 1	5	8	16,461	26,075	63.1%	3259.38
Total	237	1238	1025926	1987433	51.6%	1605.36

Studiu de caz: Premiera rezultatelor cercetarii, articole 2020 (APC)-top costuri OA

Revista	Cost OA (euro)	Premiu (euro)	RIF	IF	AIS
NATURE	4465.4	8230	14.37	42.779	21.917
NATURE MEDICINE	4399	2058	10.689	36.13	16.413
Nature Communications	4380	1235	4.072	12.121	5.261

Studiu de caz: Premiera rezultatelor cercetarii, articole 2020 (APC)-surse de finantare

Surse de finantare	Nr. Articole OA (APC)	Pondere
Granturi	602	48.63%
Surse proprii	298	24.07%
Institutionale	279	22.54%
Sponsorizari	31	2.50%
Vouchere	20	1.62%
Nedeclarate	8	0.65%
Total	1238	





Contact

Mulțumesc pentru atenție!

dr. Victor VELTER,
Centrul de Politica Științei și Scientometrie,
UEFISCDI

Tel: 021.30.80.540

E-mail: victor.velter@uefiscdi.ro

Adresă: Str. Mendeleev nr. 21-25, etaj 6, birou 624A, sector 1,
010362, București